

CP640E 6V 4Ah(20hr)



The rechargeable batteries are lead-lead dioxide systems. The dilute sulfuric acid electrolyte is absorbed by separators and plates and thus immobilized. Should the battery be accidentally overcharged producing hydrogen and oxygen, special one-way valves allow the gases to escape thus avoiding excessive pressure build-up. Otherwise, the battery is completely sealed and is, therefore, maintenance-free, leak proof and usable in any position.

Battery Construction

Component	Positive plate	Negative plate	Container	Cover	Safety valve	Terminal	Separator	Electrolyte
Raw material	Lead dioxide	Lead	ABS	ABS	Rubber	Copper	Fiberglass	Sulfuric acid

General Features

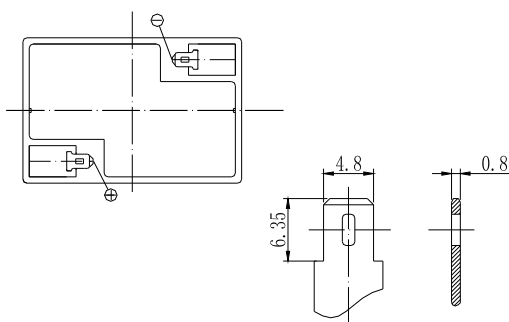
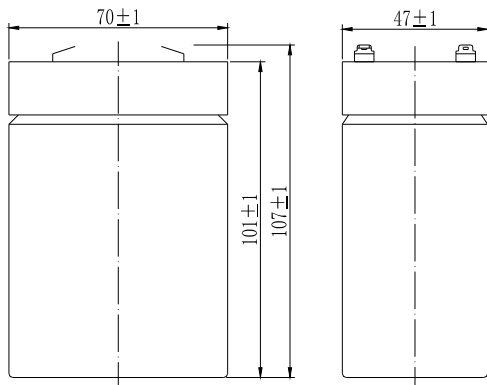
- Absorbent Glass Mat (AGM) technology for efficient gas recombination of up to 99% and freedom from electrolyte maintenance or water adding.
- Not restricted for air transport-complies with IATA/ICAO Special Provision A67.
- UL-recognized component.
- Can be mounted in any orientation.
- Computer designed lead, calcium tin alloy grid for high power density.
- Long service life, float or cyclic applications.
- Maintenance-free operation.
- Low self discharge.

Performance Characteristics

Nominal Voltage6V
Number of cell3
Design Life3~5 years
Nominal Capacity 77°F(25°C)	
20 hour rate (0.2A, 5.25V) 4Ah
10 hour rate (0.38A, 5.25V) 3.8Ah
5 hour rate (0.67A, 5.25V) 3.35Ah
1 hour rate (2.71A, 4.8V) 2.71Ah
Internal Resistance	
Fully Charged battery 77°F(25°C) 28mOhms
Self-Discharge	
3% of capacity declined per month at 20°C(average)	
Operating Temperature Range	
Discharge-20~60°C
Charge-10~60°C
Storage-20~60°C
Max. Discharge Current 77°F(25°C) 60A(5s)
Short Circuit Current 200A
Charge Methods: Constant Voltage Charge 77°F(25°C)	
Cycle use 7.25-7.45V
Maximum charging current 1.6A
Temperature compensation-15mV/°C
Standby use 6.8-6.9V
Temperature compensation-10mV/°C

Dimensions and Weight

Length(mm / inch)70 / 2.76
Width(mm / inch)47 / 1.85
Height(mm / inch)101 / 3.98
Total Height(mm / inch)101 / 3.98
Approx. Weight(Kg / lbs)0.65 / 1.43

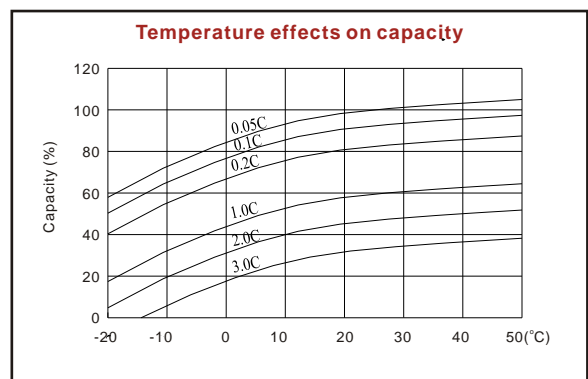
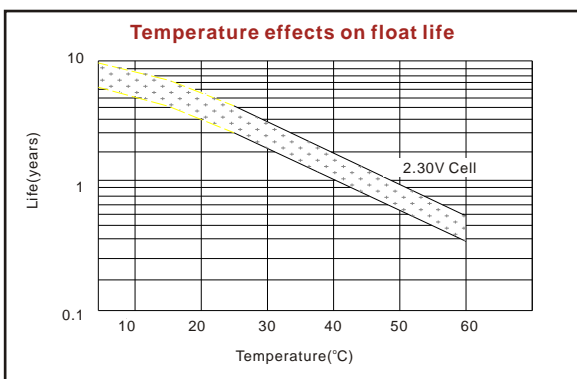
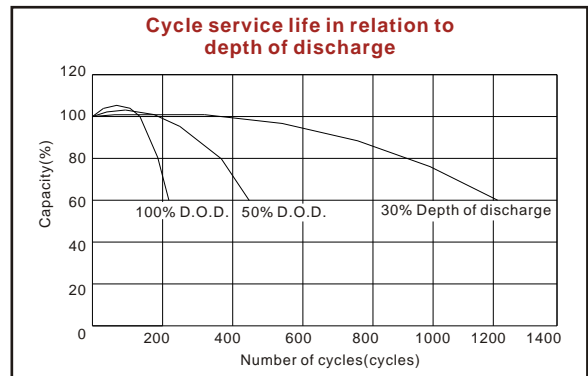
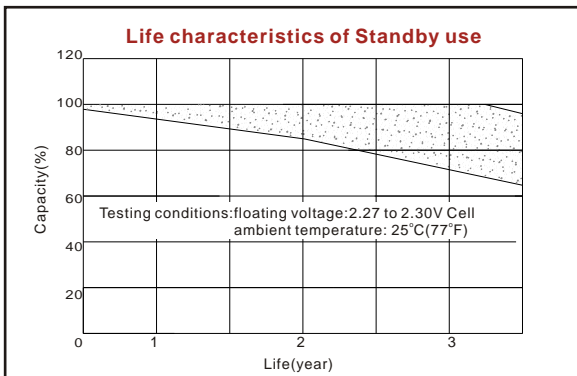
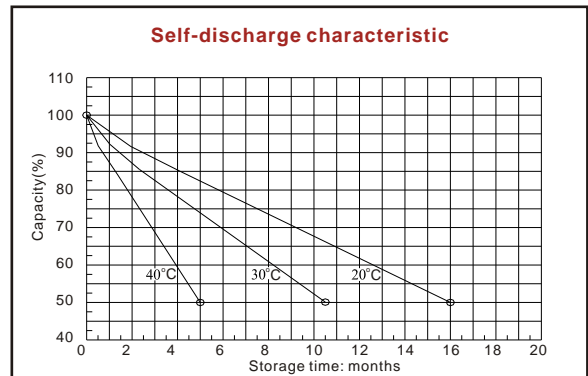
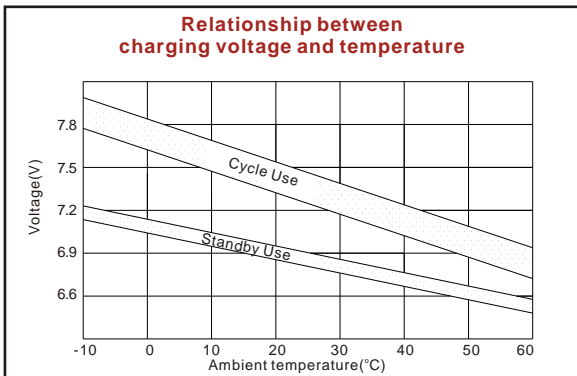
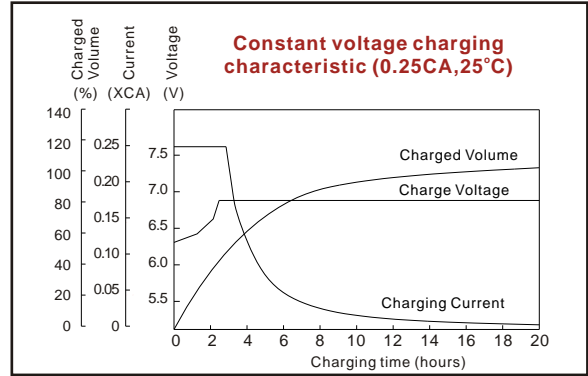
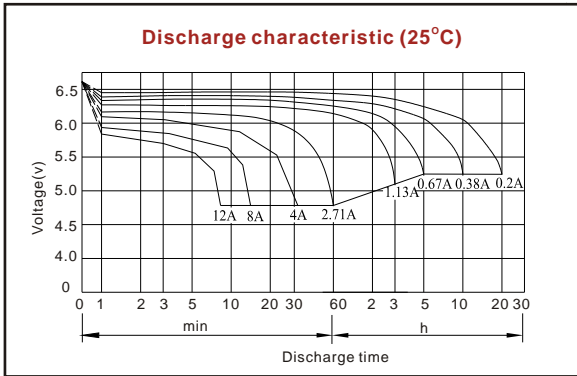


Discharge Constant Current (Amperes at 77°F25°C)

End Point Volts/Cell	5min	10min	15min	30min	1h	3h	5h	10h	20h
1.60V	14.1	9.48	7.50	4.42	2.71	1.18	0.72	0.40	0.21
1.65V	13.7	9.40	7.42	4.37	2.69	1.16	0.71	0.40	0.21
1.70V	13.3	9.22	7.33	4.32	2.67	1.13	0.69	0.39	0.20
1.75V	12.9	9.05	7.19	4.25	2.63	1.11	0.67	0.38	0.20
1.80V	11.9	8.35	7.07	4.14	2.56	1.08	0.67	0.37	0.20

Discharge Constant Power (Watts at 77°F25°C)

End Point Volts/Cell	5min	10min	15min	30min	45min	1h	2h	3h	5h
1.60V	26.3	17.7	13.8	8.19	6.11	5.07	2.90	2.18	1.49
1.65V	25.8	17.7	13.7	8.14	6.09	5.06	2.88	2.15	1.48
1.70V	25.1	17.4	13.6	8.16	6.08	5.06	2.85	2.11	1.45
1.75V	24.4	17.2	13.5	8.01	6.01	5.00	2.82	2.09	1.42
1.80V	22.7	15.9	13.3	7.84	5.87	4.89	2.76	2.04	1.40



ISO9001:2000

MH25860

G4M19906-9202-E-16

www.vision-batt.com

Shenzhen Center Power Tech. Co., Ltd.
 RM 1801, 18/F, Cangsong Bldg., Terra 6 Rd, Chegongmiao, Futian District, Shenzhen 518040 China
 Tel: (+86-755) 8343 5688 Fax: (+86-755) 8384 9585 E-mail: sales@vision-batt.com